

ATC 0603 LPF Series LGA Thin Film Low Pass Filter

Features:


- 0603 LGA Package
- Frequency Range: DC to 5650 MHz
- Characteristic Impedance: 50Ω
- Low Insertion Loss: 0.35 dB typ.
- Power Rating: 3 W
- Operating Temp: -40°C to +85°C
- Pb Free / RoHS Compliant

ATC's 0603 LPF Series Thin Film LGA Low Pass Filters offer superb high frequency performance in a low profile LGA style EIA package. The LPF Series is offered in a broad range of selected cut-off frequencies making them well suited for wireless frequency applications. Their superb performance provides an excellent drop-in solution for the most critical filter applications. The LPF Series exhibits excellent passband insertion loss, stop-band rejection and matching characteristics.

The LPF 0603 filter Series is fully tested to meet or exceed electrical, environmental and mechanical specifications. They are supplied in tape and reel making them fully compatible with high speed automated pick-and-place manufacturing.

Typical Characteristics

Part Number	Pass Band	Insertion Loss (S21)	Return Loss (S11)	Attenuation @ 2f _o (dB)	Attenuation @ 3f _o (dB)
LPF06030915LT	DC to 915	0.35 typ. 0.5 max.	1.4	25	14
LPF06030960LT	DC to 960	0.35 typ. 0.5 max.	1.4	25	17
LPF06031785LT	DC to 1785	0.3 typ. 0.5 max.	1.4	25	17
LPF06031880LT	DC to 1880	0.3 typ. 0.5 max.	1.4	27	15
LPF06031920LT	DC to 1920	0.3 typ. 0.5 max.	1.4	25	17
LPF06031980LT	DC to 1980	0.3 typ. 0.5 max.	1.4	27	15
LPF06032170LT	DC to 2170	0.3 typ. 0.5 max.	1.4	27	17
LPF06032472LT	DC to 2472	0.3 typ. 0.5 max.	1.4	25	17
LPF06033600LT	DC to 3600	-0.3 typ. -0.5 max.	1.4	30	20
LPF06035350LT	DC to 5350	-0.2 typ. -0.5 max.	1.4	30	20
LPF06035650LT	DC to 5650	-0.2 typ. -0.5 max.	1.4	30	20



Applications:

- Wireless Communications
- Wireless LAN's
- Public Safety Radio (P25)
- LTE
- ISM
- Global Navigation Satellite Systems (GNSS)



AMERICAN TECHNICAL CERAMICS

ATC // AVX Thin Film Technologies

tfsales@atceramics.com

ATC North America

sales@atceramics.com

THE ENGINEERS' CHOICE®

www.atceramics.com



ISO 9001 REGISTERED COMPANY

ATC # 001-1184
Rev. A, 4/18

ATC 0603 LPF SERIES LGA THIN FILM LOW PASS FILTER

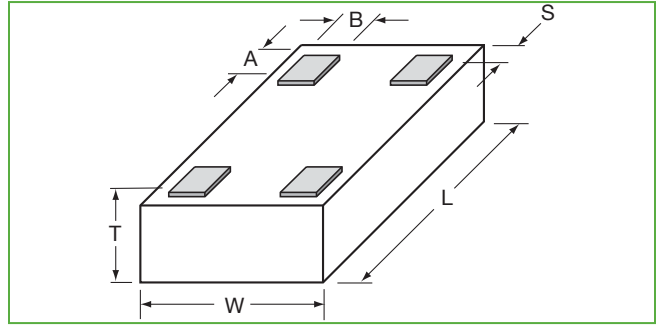
Dimensions

Size (EIA)	Length (L)	Width (W)	Thickness (T)
0603	.063 ±0.004 (1.6 ±0.1)	0.033 ±0.004 (0.84 ±0.1)	0.024 ±0.004 (0.60 ±0.1)

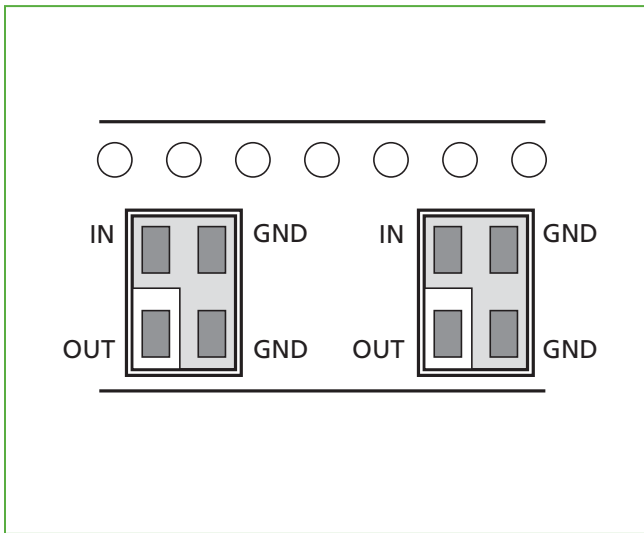
inches (mm)

A	B	S
0.010 ±.002 (0.25 ±0.05)	0.008 ±.002 (0.20 ±0.05)	0.002 ±.002 (0.05 ±0.05)

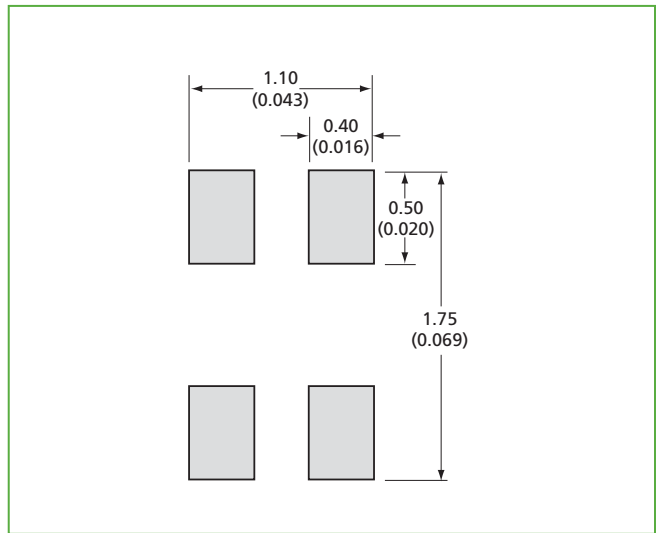
Mechanical Configurations



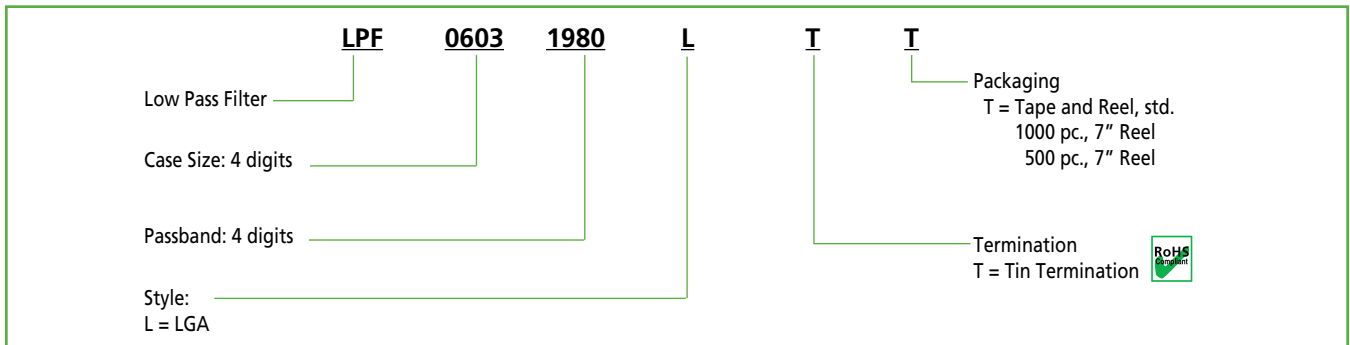
Terminals and Orientation in Tape (Top View)



Recommended Pad Layout



ATC Part Number Code



The above part number refers to a Low Pass Filter, (EIA case size 0603), Passband DC to 1980 MHz, Land Grid Array (LGA) Style, Tin Termination

ATC accepts orders for our parts using designations *with* or *without* the "ATC" prefix. Both methods of defining the part number are equivalent, i.e., part numbers referenced with the "ATC" prefix are interchangeable to parts referenced without the "ATC" prefix. Customers are free to use either in specifying or procuring parts from American Technical Ceramics.

For additional information and catalogs contact your ATC representative or call direct at +1-631-622-4700.

Consult factory for additional performance data.



AMERICAN TECHNICAL CERAMICS

ATC // AVX Thin Film Technologies

ATC North America

tfsales@atceramics.com

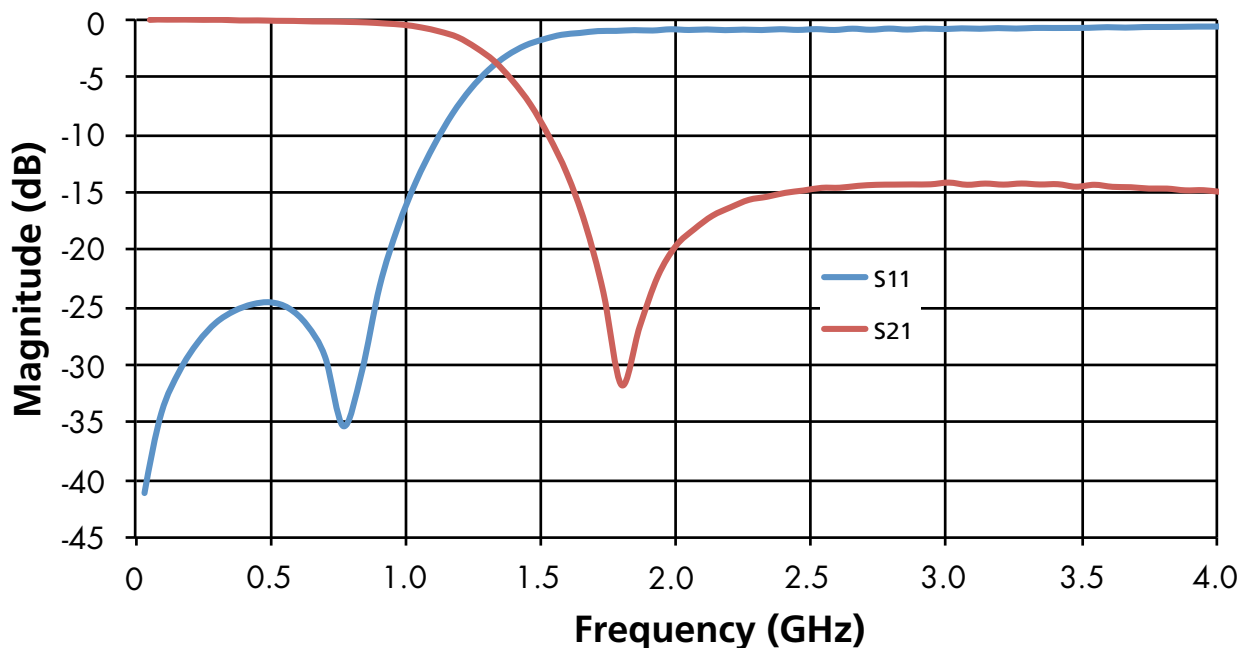
sales@atceramics.com

THE ENGINEERS' CHOICE®

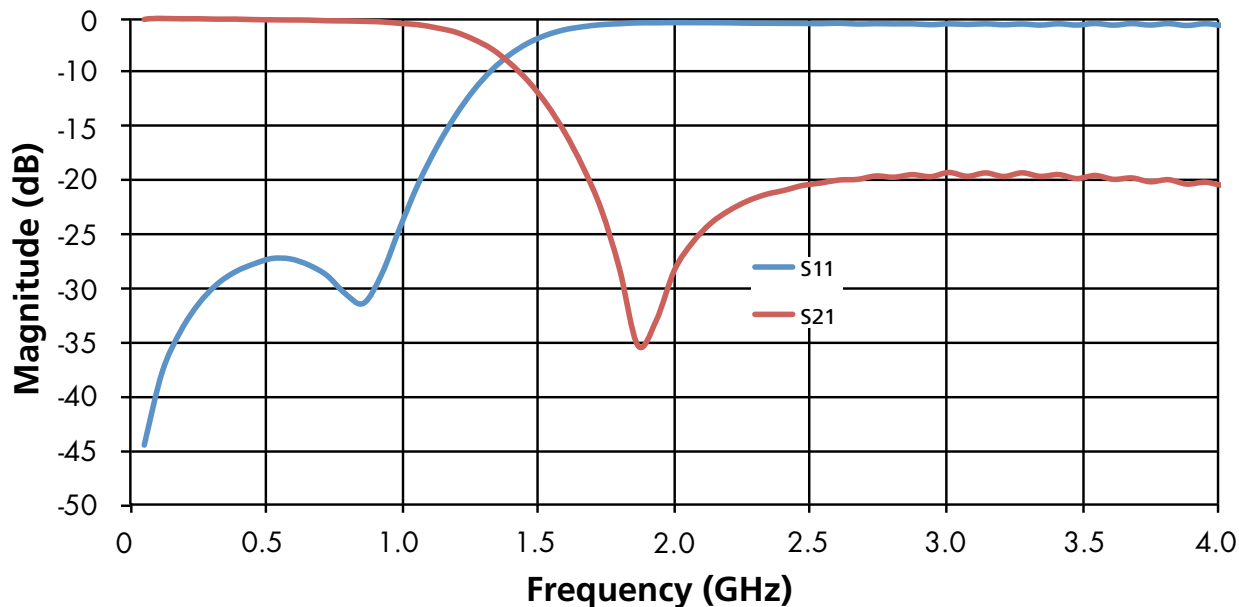
www.atceramics.com



LPF06030915L
Passband 0 to 915 MHz



LPF06030960L
Passband 0 to 960 MHz



AMERICAN TECHNICAL CERAMICS

ATC // AVX Thin Film Technologies

ATC North America

tfsales@atceramics.com

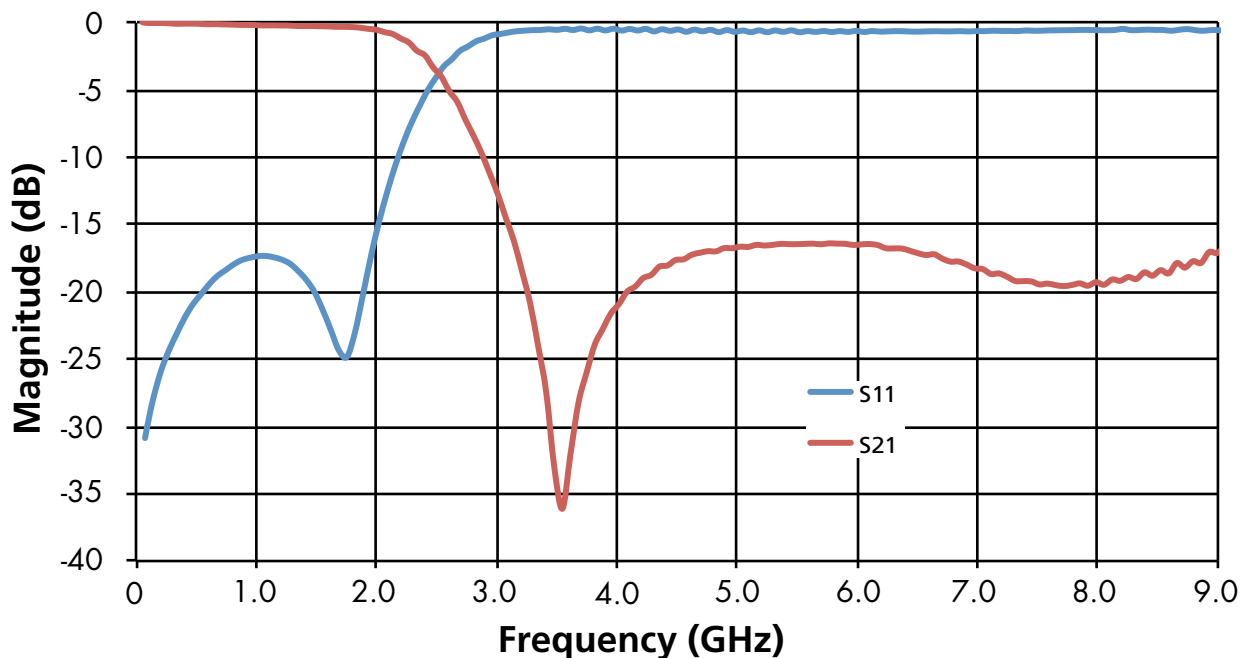
sales@atceramics.com

THE ENGINEERS' CHOICE®

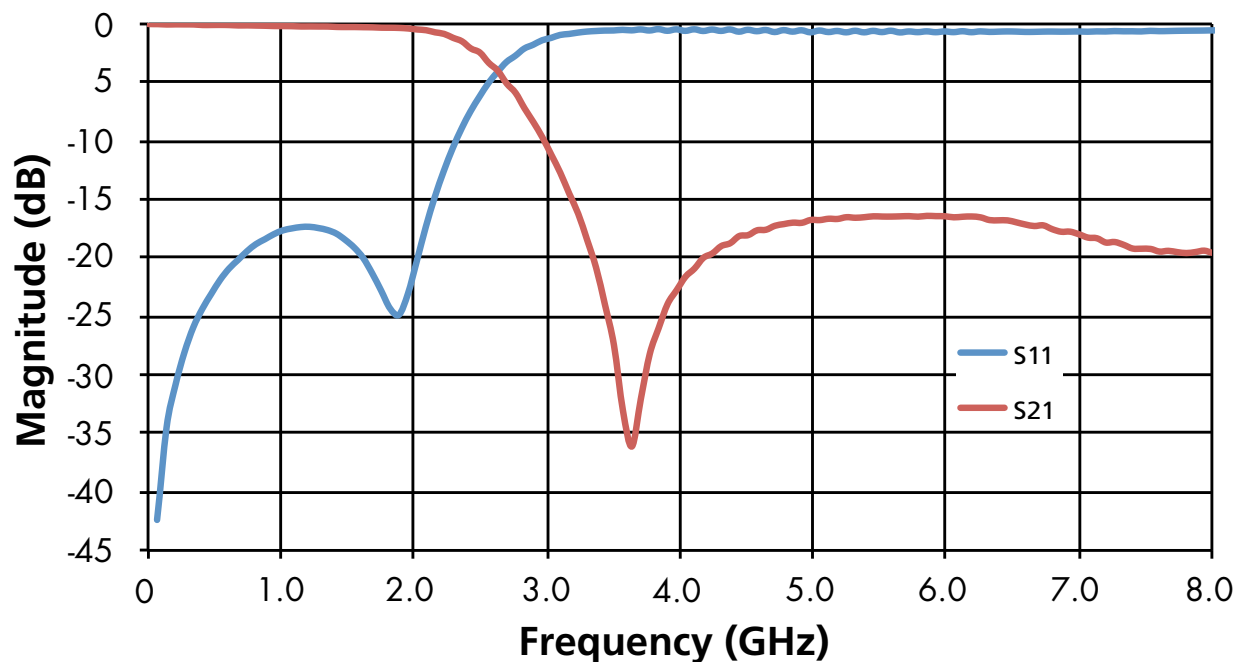
www.atceramics.com



LPF06031785L
Passband 0 to 1785 MHz



LPF06031880L
Passband 0 to 1880 MHz



AMERICAN TECHNICAL CERAMICS

ATC // AVX Thin Film Technologies

ATC North America

tfsales@atceramics.com

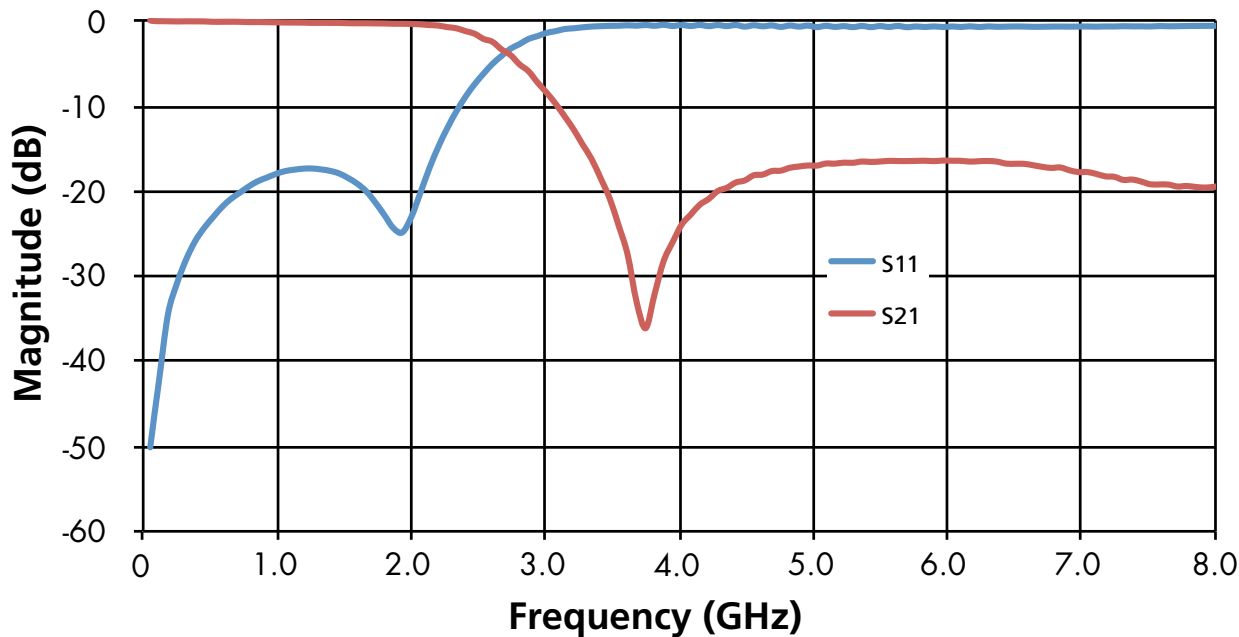
sales@atceramics.com

THE ENGINEERS' CHOICE®

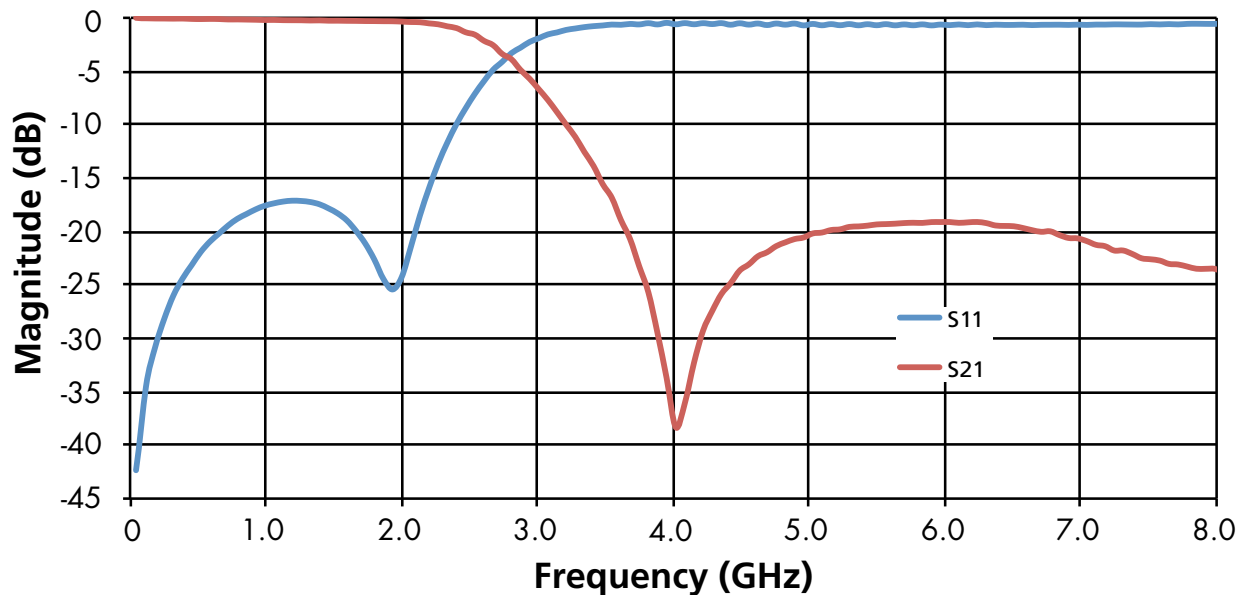
www.atceramics.com



LPF06031920L
Passband 0 to 1920 MHz



LPF06031980L
Passband 0 to 1980 MHz



AMERICAN TECHNICAL CERAMICS

ATC // AVX Thin Film Technologies

ATC North America

tfsales@atceramics.com

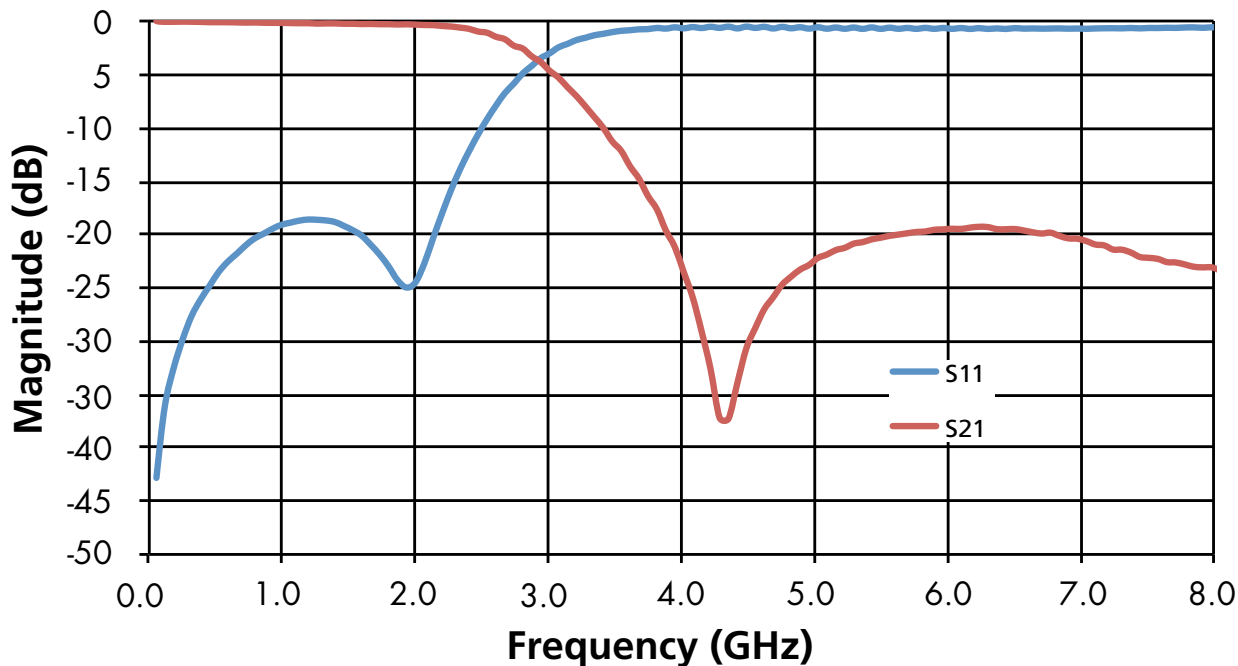
sales@atceramics.com

THE ENGINEERS' CHOICE®

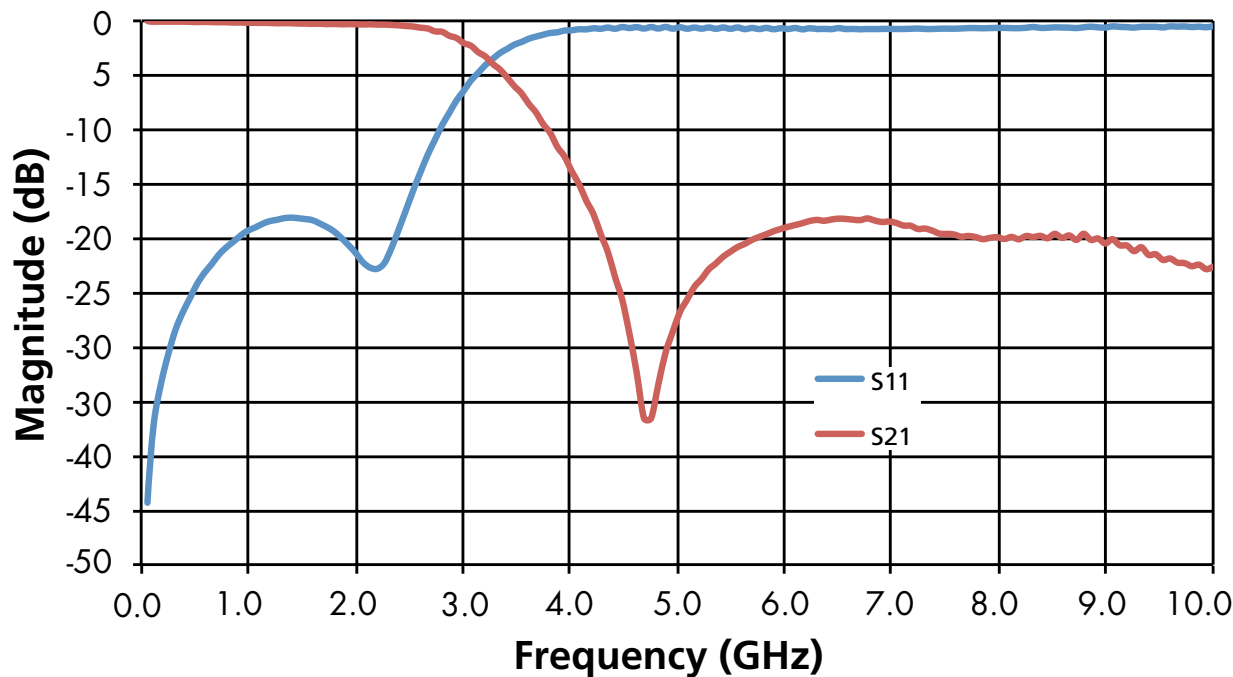
www.atceramics.com



LPF06032170L
Passband 0 to 2170 MHz



LPF06032472L
Passband 0 to 2472 MHz



AMERICAN TECHNICAL CERAMICS

ATC // AVX Thin Film Technologies

ATC North America

tfsales@atceramics.com

sales@atceramics.com

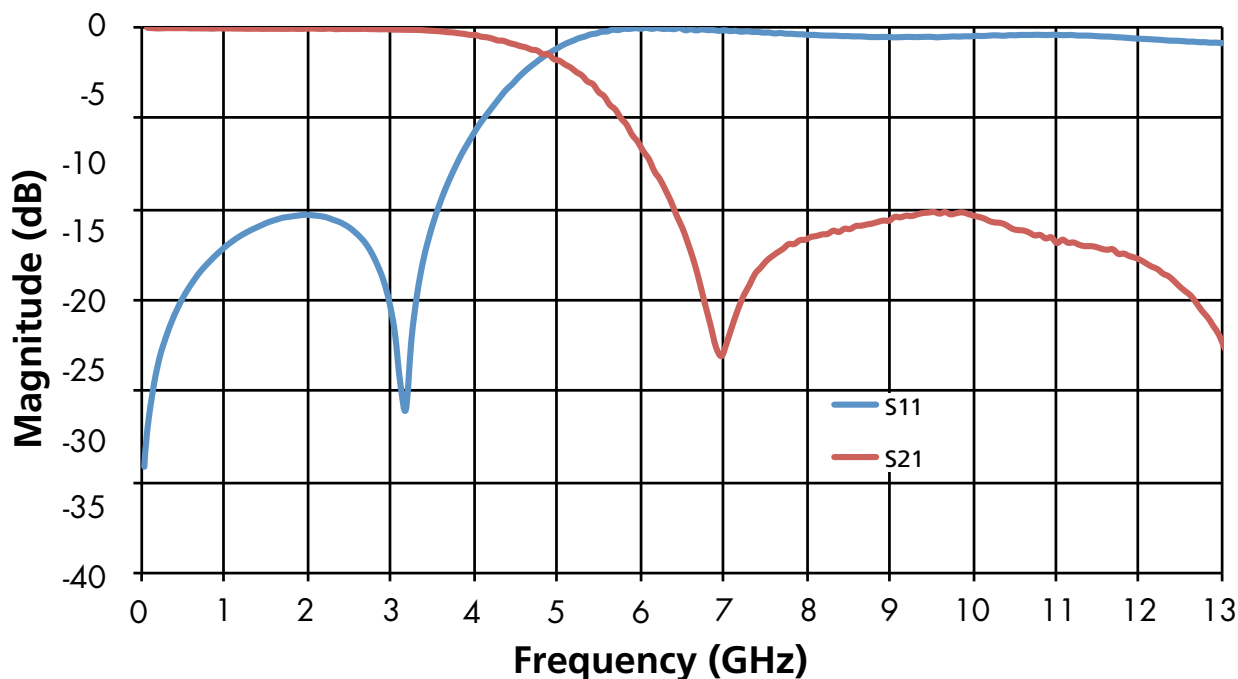


ISO 9001 REGISTERED COMPANY

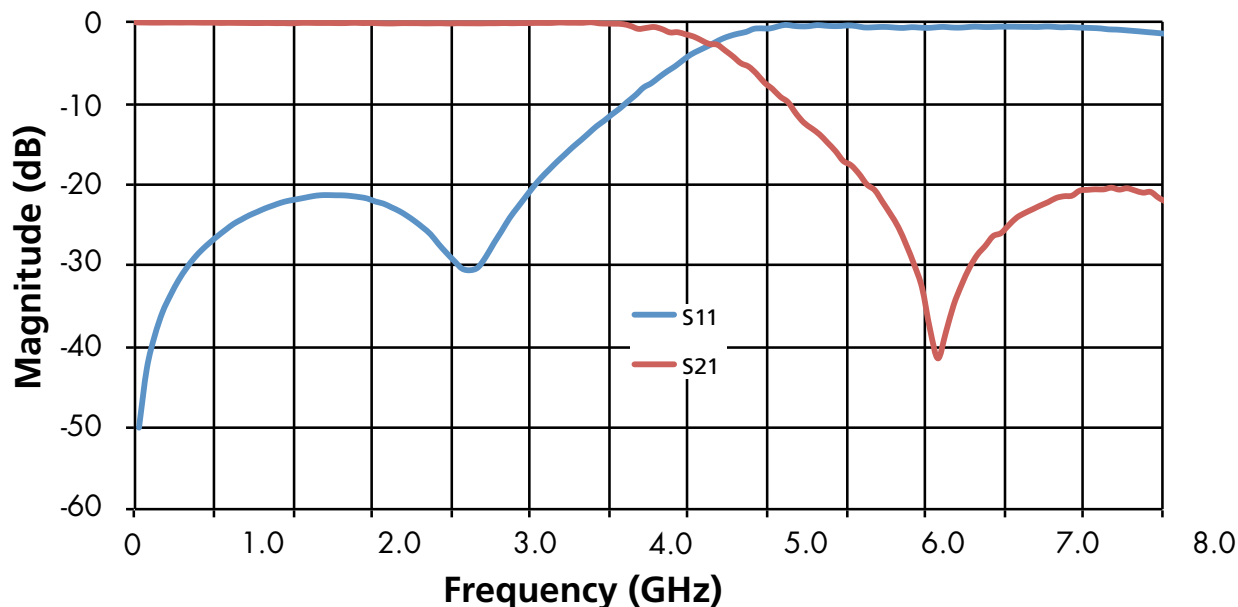
THE ENGINEERS' CHOICE®

www.atceramics.com

LPF06033600L
Passband 0 to 3600 MHz



LPF06035350L
Passband 0 to 5350 MHz



AMERICAN TECHNICAL CERAMICS

ATC // AVX Thin Film Technologies

ATC North America

tfsales@atceramics.com

sales@atceramics.com

THE ENGINEERS' CHOICE®

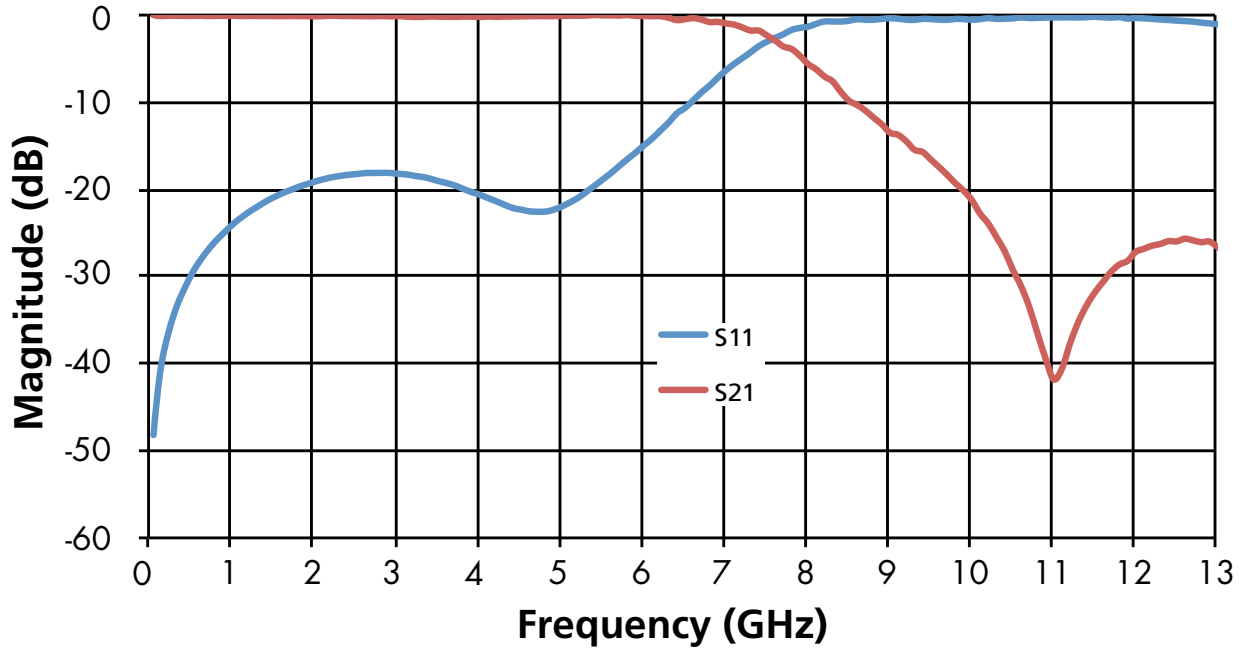
www.atceramics.com



THE ENGINEERS' CHOICE®

ISO 9001 REGISTERED COMPANY

LPF06035650L
Passband 0 to 5650 MHz



Sales of ATC products are subject to the terms and conditions contained in American Technical Ceramics Corp. Terms and Conditions of Sale (ATC document #001-992). Copies of these terms and conditions will be provided upon request. They may also be viewed on ATC's website at www.atceramics.com/productfinder/default.asp. Click on the link for Terms and Conditions of Sale.

ATC has made every effort to have this information as accurate as possible. However, no responsibility is assumed by ATC for its use, nor for any infringements of rights of third parties which may result from its use. ATC reserves the right to revise the content or modify its product line without prior notice.

© 2016 American Technical Ceramics Corp. All Rights Reserved.

ATC # 001-1184, Rev. A, 4/18



AMERICAN TECHNICAL CERAMICS

ATC // AVX Thin Film Technologies

ATC North America

tfsales@atceramics.com

sales@atceramics.com

THE ENGINEERS' CHOICE®

www.atceramics.com



ISO 9001 REGISTERED COMPANY