

ATC 1206 LPF Series High Performance LGA Thin Film Low Pass Filter

Features:

- Sharp Cut-off Response
- Excellent Stopband rejection
- Characteristic Impedance: 50Ω
- No External Matching
- Low Insertion Loss
- Power Rating: 12 W
- Low Profile LGA EIA Package
- Pb Free / RoHS Compliant

ATC's 1206 HP LPF Series High Performance Thin Film LGA Low Pass Filters offer superb high frequency performance in a low profile EIA style package. The 1206 HP LPF Series offers sharp cut-off response, excellent stopband rejection, low passband insertion loss with 50 ohm input and output impedance characteristics. Their superb performance makes them well suited for the most demanding wireless frequency applications.

The LPF 1206 filter Series is fully tested to meet or exceed electrical, environmental and mechanical specifications. They are supplied in tape and reel making them fully compatible with high speed automated pick-and-place manufacturing.



Applications:

- Wireless Communications (Cellular and PCS)
- Wireless LAN's
- Public Safety Radio (P25)
- LTE
- ISM
- Global Navigation Satellite Systems (GNSS)

Part Number	Passband (MHz)
LPF1206HP0512	0 to 512
LPF1206HP0700	0 to 700
LPF1206HP6000	0 to 6000



AMERICAN TECHNICAL CERAMICS

ATC // AVX Thin Film Technologies

ATC North America

tfsales@atceramics.com

sales@atceramics.com

THE ENGINEERS' CHOICE®

www.atceramics.com

THE
ENGINEERS'
CHOICE®
ISO 9001 REGISTERED
COMPANY

ATC # 001-1157
Rev. D, 2/18

ATC 1206 HIGH PERFORMANCE LOW PASS FILTER

Dimensions

LPF1206HP0512 & LPF1206HP0700

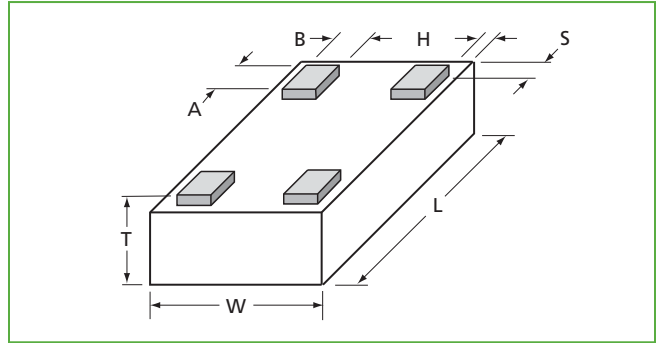
Size (EIA)	Length (L)	Width (W)	Thickness (T)
1206	0.122 ± 0.004 (3.10 ± 0.10)	0.063 ± 0.004 (1.60 ± 0.10)	0.024 ± 0.012 (0.60 ± 0.30)

inches (mm)

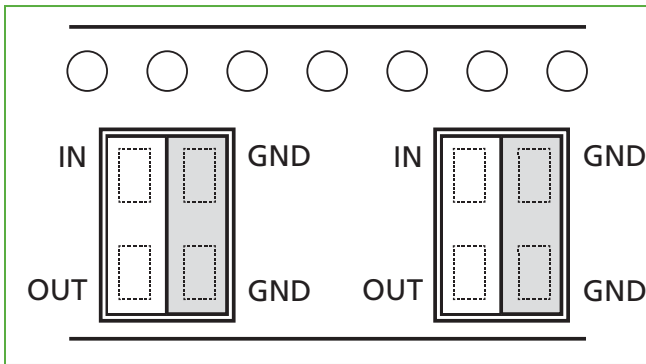
A	B	H, S
0.015 ± 0.004 (0.39 ± 0.10)	0.013 ± 0.004 (0.33 ± 0.10)	0.002 ± 0.002 (0.05 ± 0.05)

Mechanical Configurations

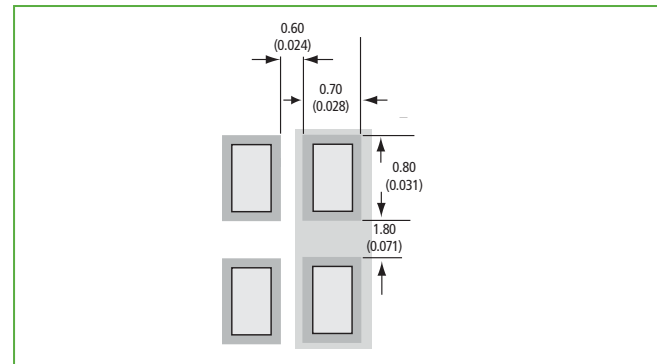
LPF1206HP0512 & LPF1206HP0700



Terminals and Orientation in Tape (Top View)



Recommended Pad Layout Dimensions



Dimensions

LPF1206HP6000

Size (EIA)	Length (L)	Width (W)	Thickness (T)
1206	0.122 ± 0.004 (3.10 ± 0.10)	0.063 ± 0.004 (1.60 ± 0.10)	0.024 ± 0.012 (0.60 ± 0.30)

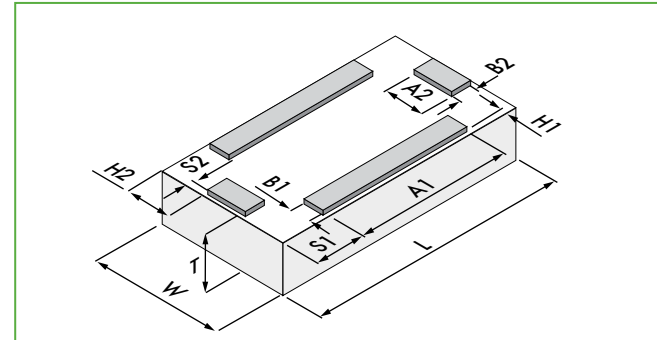
inches (mm)

A1	A2	B1, B2
0.075 ± 0.004 (1.9 ± 0.1)	0.02 ± 0.004 (0.5 ± 0.1)	0.010 ± 0.004 (0.25 ± 0.1)

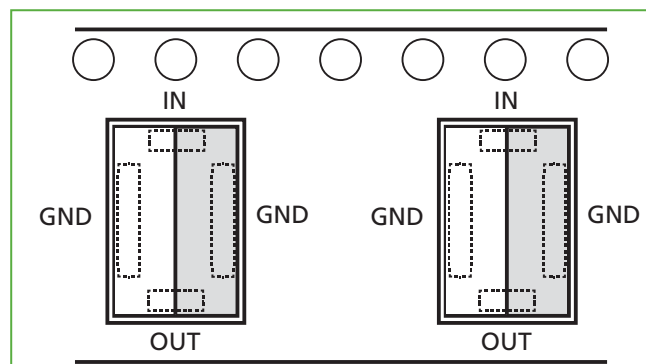
H1	H2	S1	S2
0.002 ± 0.002 (0.06 ± 0.06)	0.022 ± 0.004 (0.56 ± 0.10)	0.024 ± 0.004 (0.61 ± 0.1)	0.002 ± 0.002 (0.06 ± 0.06)

Mechanical Configurations

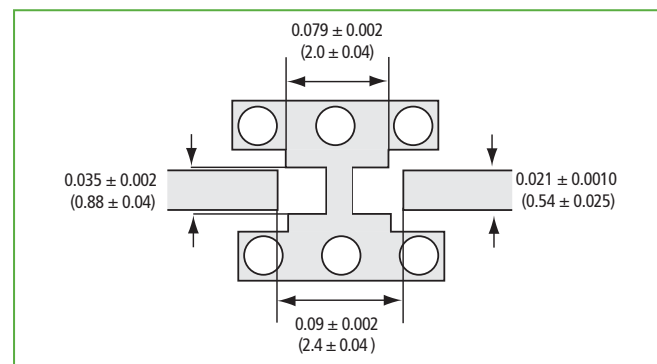
LPF1206HP6000



Terminals and Orientation in Tape (Top View)



Recommended Pad Layout Dimensions



AMERICAN TECHNICAL CERAMICS

ATC // AVX Thin Film Technologies

ATC North America

tfsales@atceramics.com

sales@atceramics.com

THE ENGINEERS' CHOICE®

www.atceramics.com



ATC 1206 HIGH PERFORMANCE LOW PASS FILTER

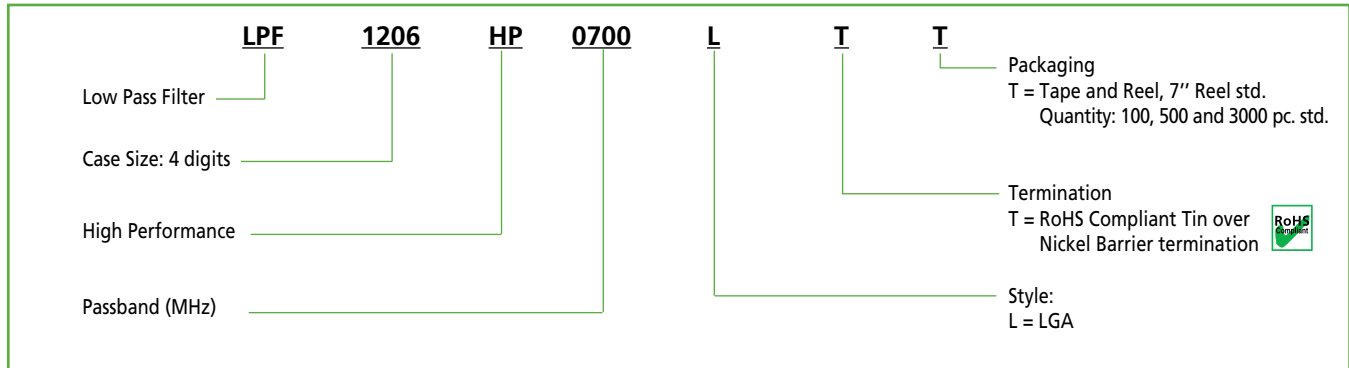
Electrical Characteristics

LPF1206HP0512	
Cutoff Frequency	512 MHz
Rejection @ 720 MHz	-35 dB
Insertion Loss	0.8 dB
Return Loss	20 dB
Power Handling	12 W, CW
Impedance	50 ohms
Operating Temperature	-40 to + 85 °C

LPF1206HP0700	
Cutoff Frequency	700 MHz
Rejection @ 900 MHz	-35 dB
Insertion Loss	0.9 dB
Return Loss	20 dB
Power Handling	12 W, CW
Impedance	50 ohms
Operating Temperature	-40 to + 85 °C

LPF1206HP6000	
Cutoff Frequency	6000 MHz
Rejection @ 8400 MHz	-35 dB
Insertion Loss	-0.6 dB
Return Loss	20 dB
Power Handling	12 W, CW
Impedance	50 ohms
Operating Temperature	-40 to + 100 °C

ATC Part Number Code



The above part number refers to a Low Pass Filter, (EIA case size 1206), High Performance, Passband DC to 700 MHz, LGA (L) Style, Tin Termination

ATC accepts orders for our parts using designations *with* or *without* the "ATC" prefix. Both methods of defining the part number are equivalent, i.e., part numbers referenced with the "ATC" prefix are interchangeable to parts referenced without the "ATC" prefix. Customers are free to use either in specifying or procuring parts from American Technical Ceramics.

For additional information and catalogs contact your ATC representative or call direct at +1-631-622-4700.

Consult factory for additional performance data.



AMERICAN TECHNICAL CERAMICS

ATC // AVX Thin Film Technologies

ATC North America

tfsales@atceramics.com

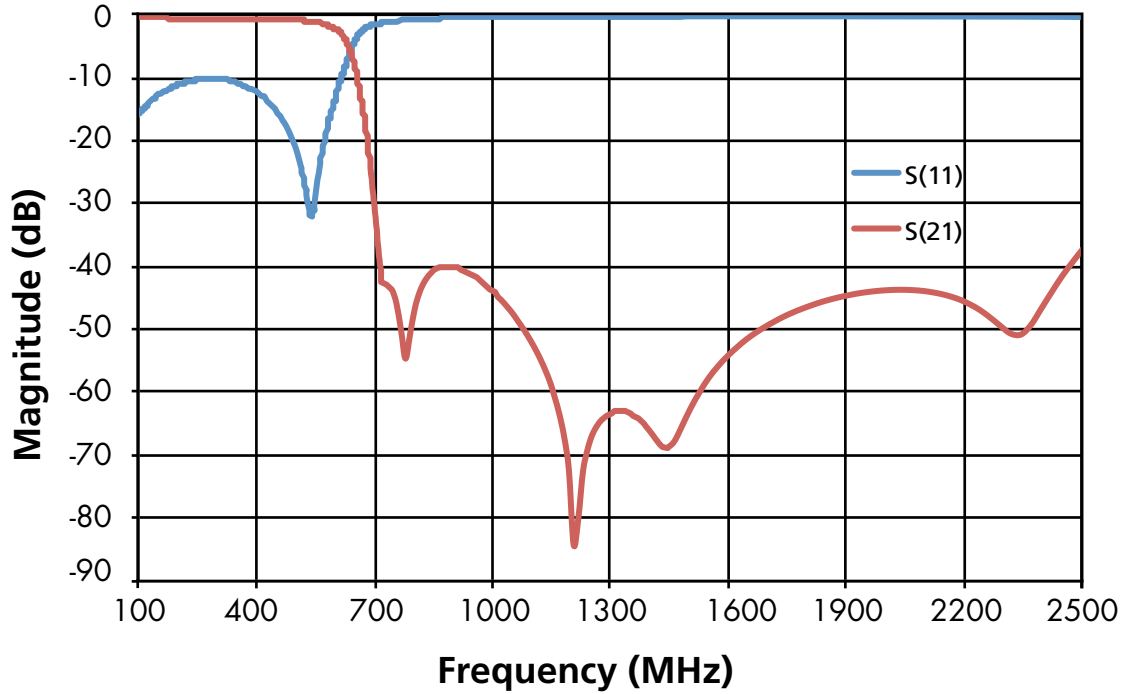
sales@atceramics.com

THE ENGINEERS' CHOICE®

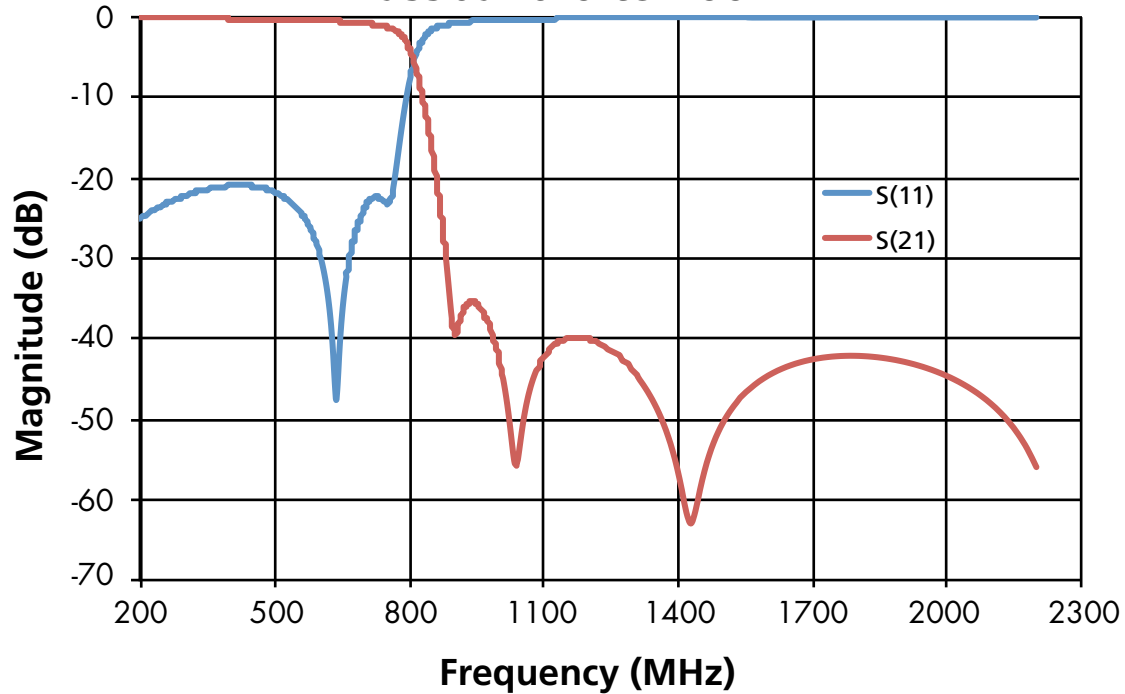
www.atceramics.com



**ATC LPF1206HP0512
Passband 0 to 512 MHz**



**ATC LPF1206HP0700
Passband 0 to 700 MHz**



AMERICAN TECHNICAL CERAMICS

ATC // AVX Thin Film Technologies

ATC North America

tfsales@atceramics.com

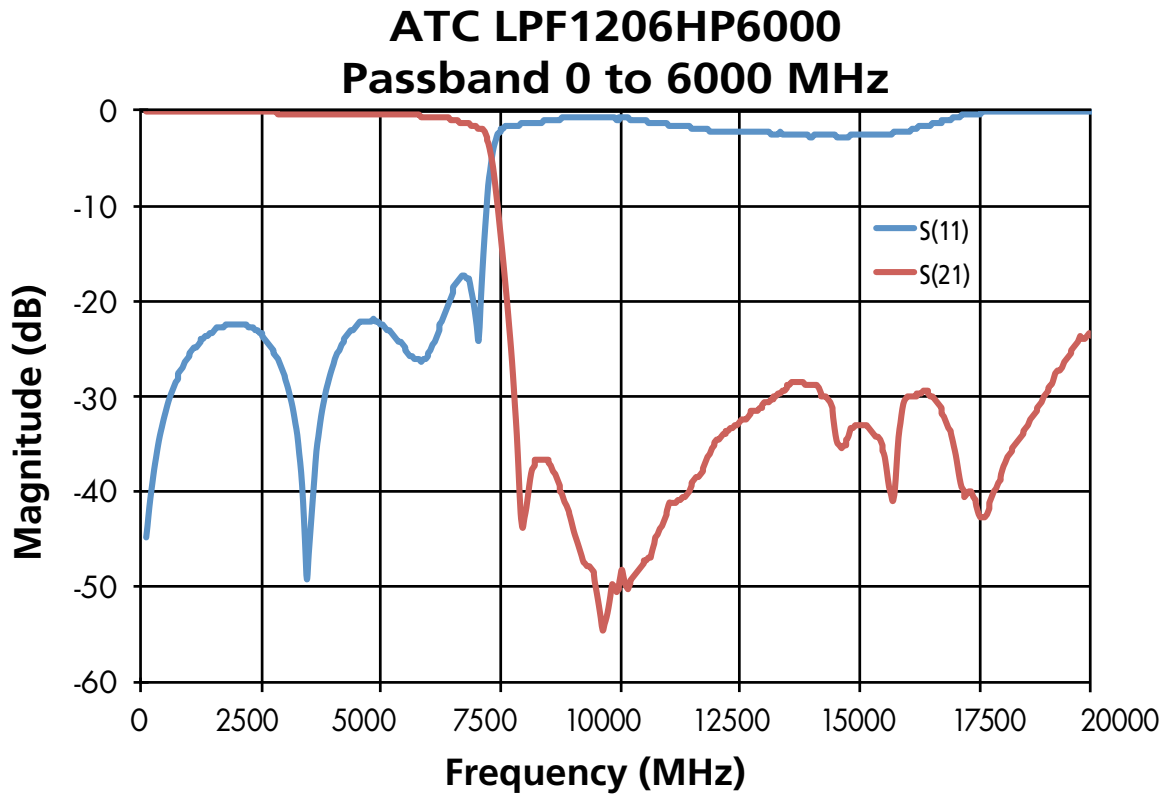
sales@atceramics.com



ISO 9001 REGISTERED COMPANY

THE ENGINEERS' CHOICE®

www.atceramics.com



Sales of ATC products are subject to the terms and conditions contained in American Technical Ceramics Corp. Terms and Conditions of Sale (ATC document #001-992). Copies of these terms and conditions will be provided upon request. They may also be viewed on ATC's website at www.atceramics.com/productfinder/default.asp. Click on the link for Terms and Conditions of Sale.

ATC has made every effort to have this information as accurate as possible. However, no responsibility is assumed by ATC for its use, nor for any infringements of rights of third parties which may result from its use. ATC reserves the right to revise the content or modify its product line without prior notice.

© 2016 American Technical Ceramics Corp. All Rights Reserved.

ATC # 001-1157, Rev. D, 2/18



AMERICAN TECHNICAL CERAMICS

ATC // AVX Thin Film Technologies

ATC North America

tfsales@atceramics.com

sales@atceramics.com



ISO 9001 REGISTERED COMPANY

THE ENGINEERS' CHOICE®

www.atceramics.com