


ATC 2816 LPF Series High Performance SMT Thin Film Low Pass Filter

Features:

- Sharp Cut-off Response
- Excellent Stopband Rejection
- Characteristic Impedance: 50 Ω
- No External Matching
- Low Insertion Loss
- Power Rating: 15 W
- Low Profile SMT EIA Package
- Pb Free / RoHS Compliant

ATC's 2816 HP LPF High Performance Thin Film SMT Low Pass Filter Series offers superb high frequency performance in a low profile EIA style package. The 2816 HP LPF Series provides the highest continuous power rating in class with sharp cut-off response, excellent stopband rejection, low passband insertion loss with 50 ohm input and output impedance characteristics. Their superb performance makes them well suited for the most demanding high power wireless frequency applications.

The LPF 2816 filter Series is fully tested to meet or exceed electrical, environmental and mechanical specifications. They are supplied in tape and reel making them fully compatible with high speed automated pick-and-place manufacturing.



Applications:

- High RF Power Wireless Communications (Cellular and PCS)
- Wireless LANs
- Public Safety Radio (P25)
- LTE
- ISM
- Global Navigation Satellite Systems (GNSS)

Part Number	Passband (MHz)
LPF2816HP0512LTT	0 to 512
LPF2816HP0680LTT	0 to 680
LPF2816HP1300LTT	0 to 1300
LPF2816HP1400LTT	0 to 1400
LPF2816HP1600LTT	0 to 1600
LPF2816HP1700LTT	0 to 1700
LPF2816HP1800LTT	0 to 1800
LPF2816HP1900LTT	0 to 1900



AMERICAN TECHNICAL CERAMICS

ATC // AVX Thin Film Technologies

ATC North America

tfsales@atceramics.com

sales@atceramics.com



THE ENGINEERS' CHOICE®

www.atceramics.com

ATC # 001-1171
Rev. A, 3/17

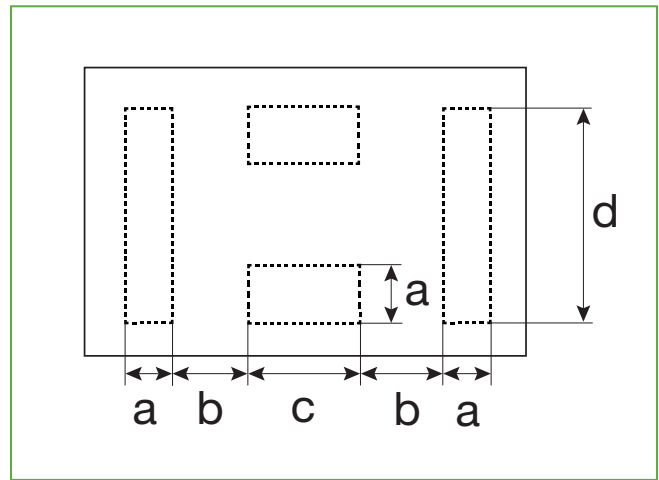
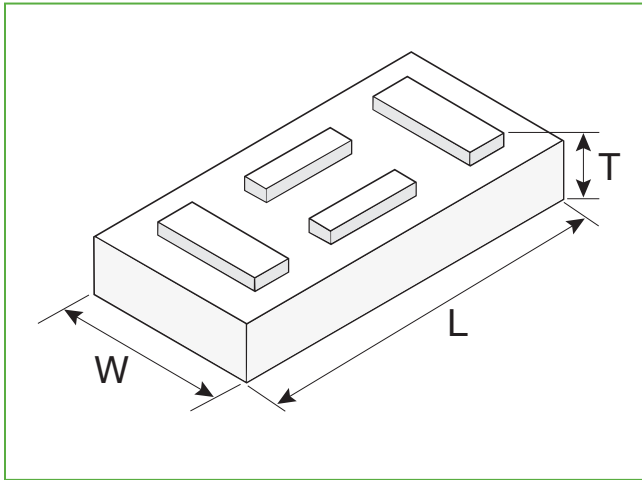
ATC 2816 HIGH PERFORMANCE LOW PASS FILTER

Dimensions *inches (mm)*

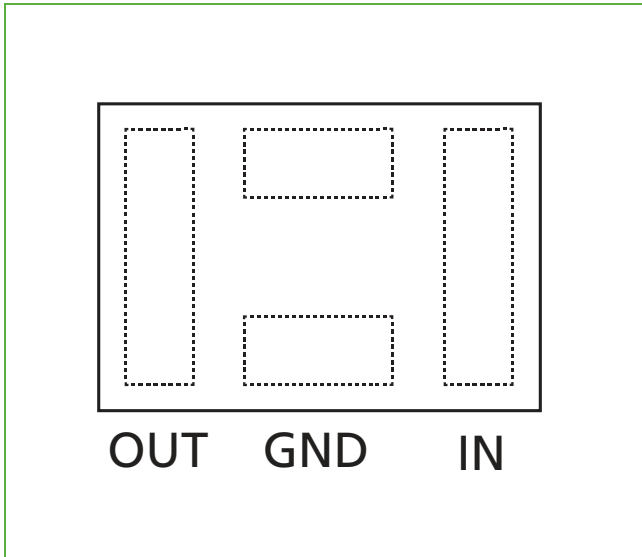
Size (EIA)	Length (L)	Width (W)	Thickness (T)
2816	7.00 ± 0.30 (0.276 ± 0.012)	4.00 ± 0.20 (0.157 ± 0.008)	1.2 max (0.047 max)

a	b	c	d
0.60 ± 0.15 (0.024 ± 0.006)	1.40 ± 0.15 (0.055 ± 0.006)	2.00 ± 0.15 (0.079 ± 0.006)	3.00 ± 0.15 (0.118 ± 0.006)

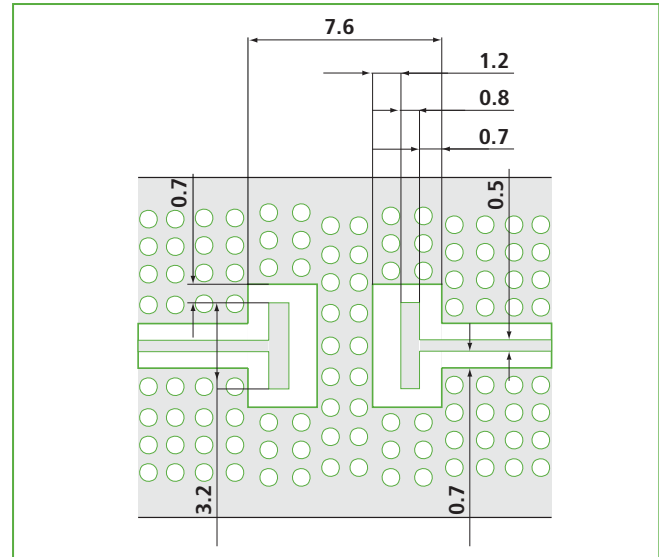
Mechanical Configurations (Bottom View)



Terminals (Top View)



Recommended Pad Layout Dimensions



AMERICAN TECHNICAL CERAMICS

ATC // AVX Thin Film Technologies

ATC North America

tfsales@atceramics.com

sales@atceramics.com

THE ENGINEERS' CHOICE®

www.atceramics.com



ISO 9001 REGISTERED COMPANY

Electrical Characteristics

LP2816HP0512LTT	
Cutoff Frequency	512 MHz
Rejection @ 720 MHz	-40 dB
Insertion Loss	-0.85 dB
Return Loss	-18 dB
Power Handling	15 W
Impedance	50 ohms
Operating Temperature	-40 to + 85 °C

LP2816HP0680LTT	
Cutoff Frequency	680 MHz
Rejection @ 950 MHz	-36 dB
Insertion Loss	-0.7 dB
Return Loss	-23 dB
Power Handling	15 W
Impedance	50 ohms
Operating Temperature	-40 to + 85 °C

LP2816HP1300LTT	
Cutoff Frequency	1300 MHz
Rejection @ 1.82 GHz	-40 dB
Insertion Loss	-0.85 dB
Return Loss	-15 dB
Power Handling	15 W
Impedance	50 ohms
Operating Temperature	-40 to + 85 °C

LP2816HP1400LTT	
Cutoff Frequency	1400 MHz
Rejection @ 900 MHz	-35 dB
Insertion Loss	-0.75 dB
Return Loss	-15 dB
Power Handling	15 W
Impedance	50 ohms
Operating Temperature	-40 to + 85 °C

LP2816HP1600LTT	
Cutoff Frequency	1600 MHz
Rejection @ 2.24 GHz	-45 dB
Insertion Loss	-0.8 dB
Return Loss	-20 dB
Power Handling	15 W
Impedance	50 ohms
Operating Temperature	-40 to + 85 °C

LP2816HP1700LTT	
Cutoff Frequency	1700 MHz
Rejection @ 2.38 GHz	-30 dB
Insertion Loss	-0.85 dB
Return Loss	-14 dB
Power Handling	15 W
Impedance	50 ohms
Operating Temperature	-40 to + 85 °C

LP2816HP1800LTT	
Cutoff Frequency	1800 MHz
Rejection @ 2.52 GHz	-19 dB
Insertion Loss	-0.75 dB
Return Loss	-20 dB
Power Handling	15 W
Impedance	50 ohms
Operating Temperature	-40 to + 85 °C

LP2816HP1900LTT	
Cutoff Frequency	1900 MHz
Rejection @ 2.66 GHz	-35 dB
Insertion Loss	-0.8 dB
Return Loss	-23 dB
Power Handling	15 W
Impedance	50 ohms
Operating Temperature	-40 to + 85 °C



AMERICAN TECHNICAL CERAMICS

ATC // AVX Thin Film Technologies

ATC North America

tfsales@atceramics.com

sales@atceramics.com

THE ENGINEERS' CHOICE®

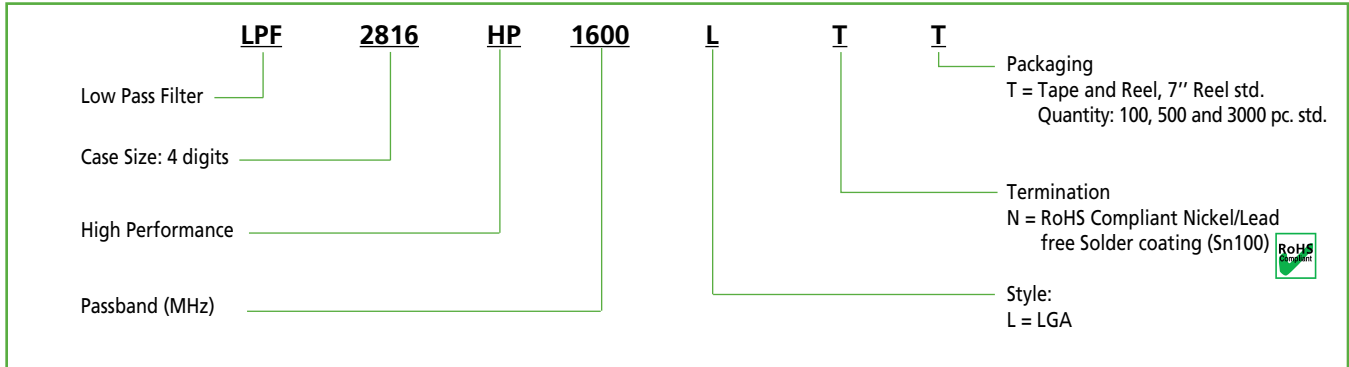
www.atceramics.com



ISO 9001 REGISTERED COMPANY

ATC 2816 HIGH PERFORMANCE LOW PASS FILTER

ATC Part Number Code

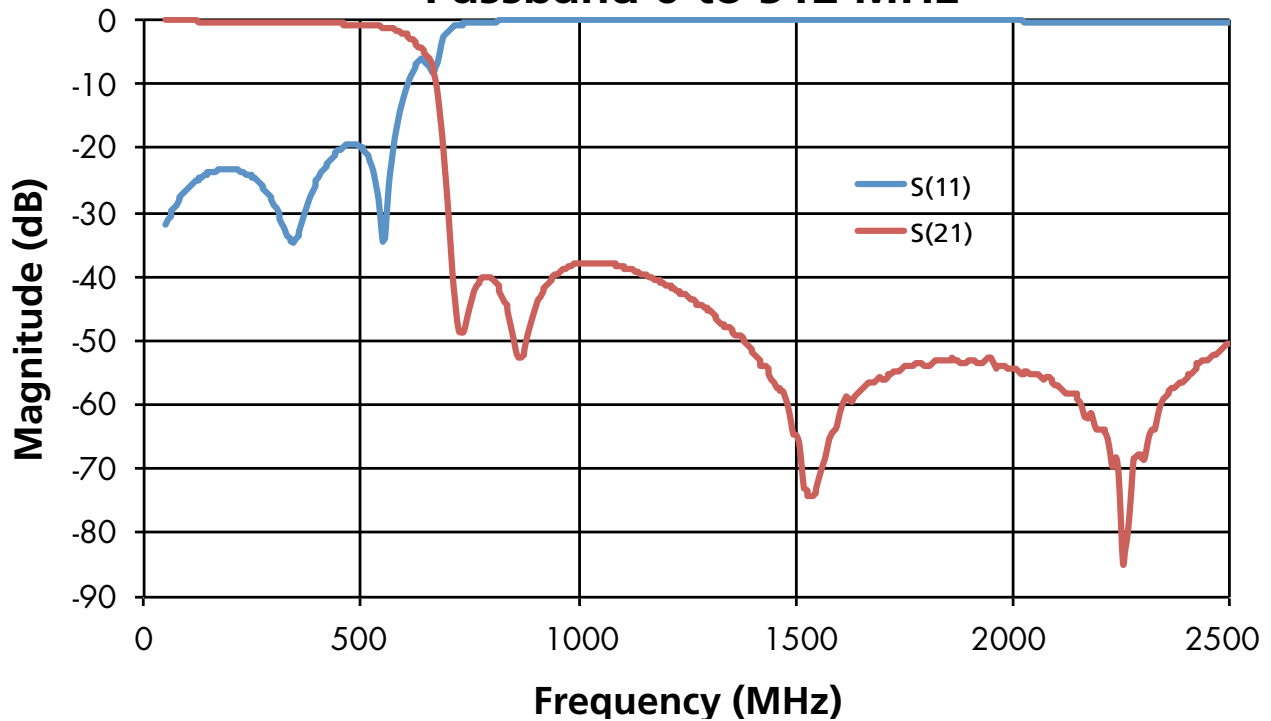


The above part number refers to a Low Pass Filter, (EIA case size 2816), High Performance, Passband DC to 700 MHz, LGA (L) Style, Tin Termination

ATC accepts orders for our parts using designations *with* or *without* the "ATC" prefix. Both methods of defining the part number are equivalent, i.e., part numbers referenced with the "ATC" prefix are interchangeable to parts referenced without the "ATC" prefix. Customers are free to use either in specifying or procuring parts from American Technical Ceramics.

For additional information and catalogs contact your ATC representative or call direct at +1-631-622-4700.
Consult factory for additional performance data.

ATC LPF2816HP0512LTT Passband 0 to 512 MHz



AMERICAN TECHNICAL CERAMICS

ATC // AVX Thin Film Technologies

ATC North America

tfsales@atceramics.com

sales@atceramics.com

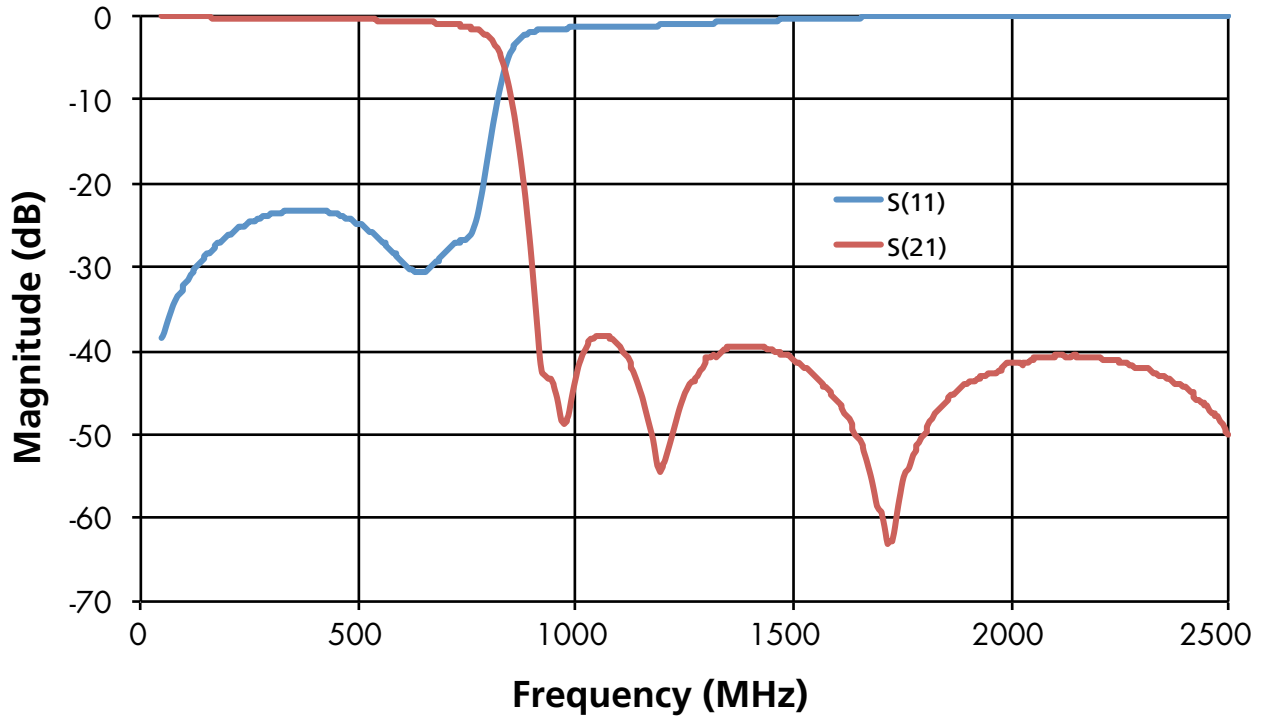


ISO 9001 REGISTERED COMPANY

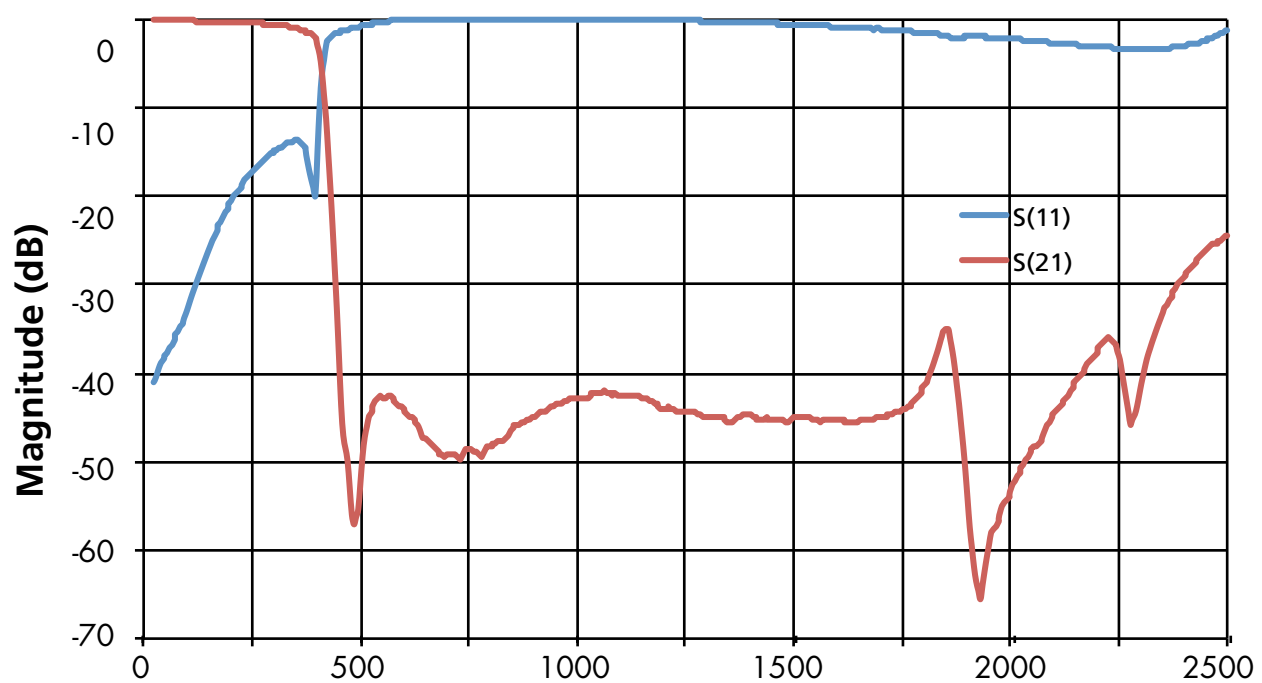
THE ENGINEERS' CHOICE®

www.atceramics.com

ATC LPF2816HP0680LTT
Passband 0 to 680 MHz



ATC LPF2816HP1300LTT
Passband 0 to 1300 MHz



AMERICAN TECHNICAL CERAMICS

ATC // AVX Thin Film Technologies

ATC North America

tfsales@atceramics.com

sales@atceramics.com

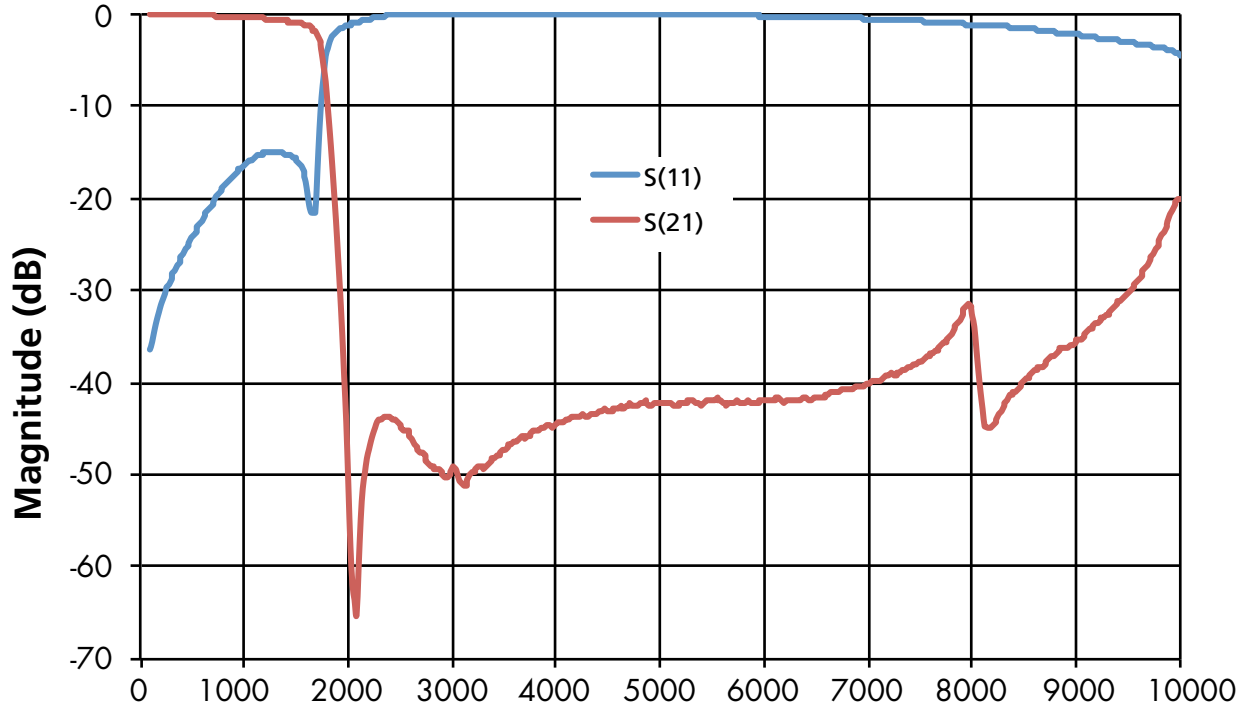


ISO 9001 REGISTERED COMPANY

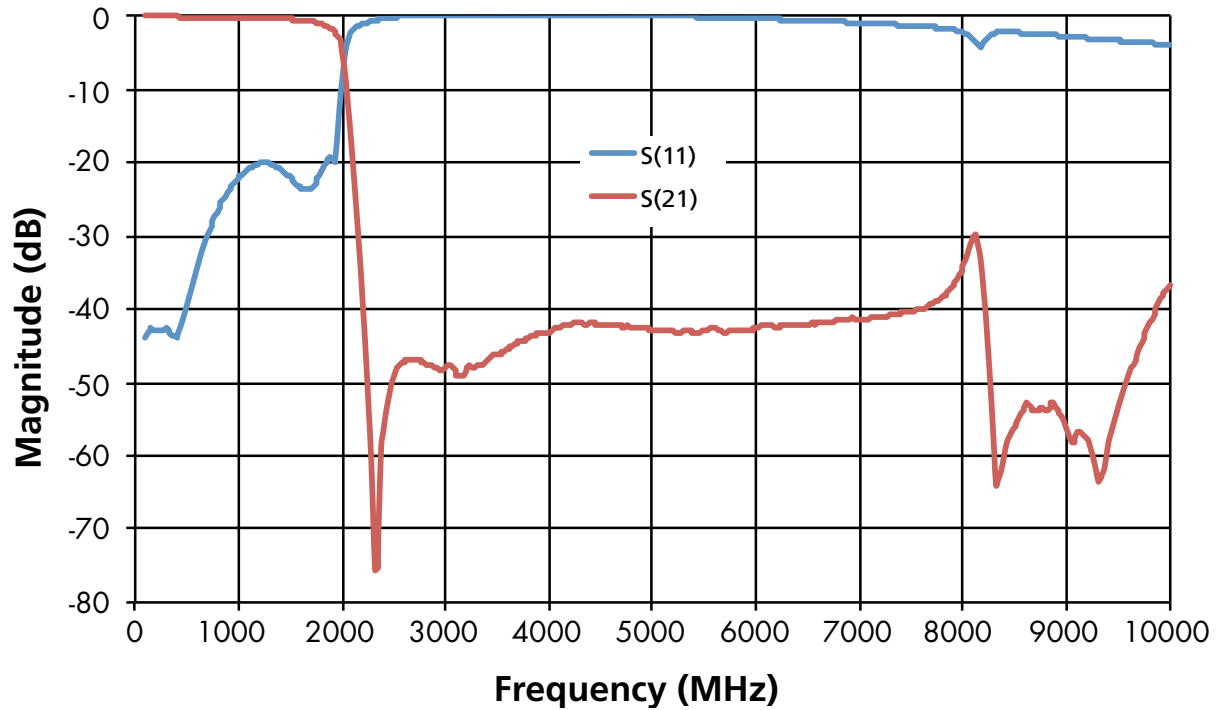
THE ENGINEERS' CHOICE®

www.atceramics.com

ATC LPF2816HP1400LTT
Passband 0 to 1400 MHz



ATC LPF2816HP1600LTT
Passband 0 to 1600 MHz



AMERICAN TECHNICAL CERAMICS

ATC // AVX Thin Film Technologies

ATC North America

tfsales@atceramics.com

sales@atceramics.com

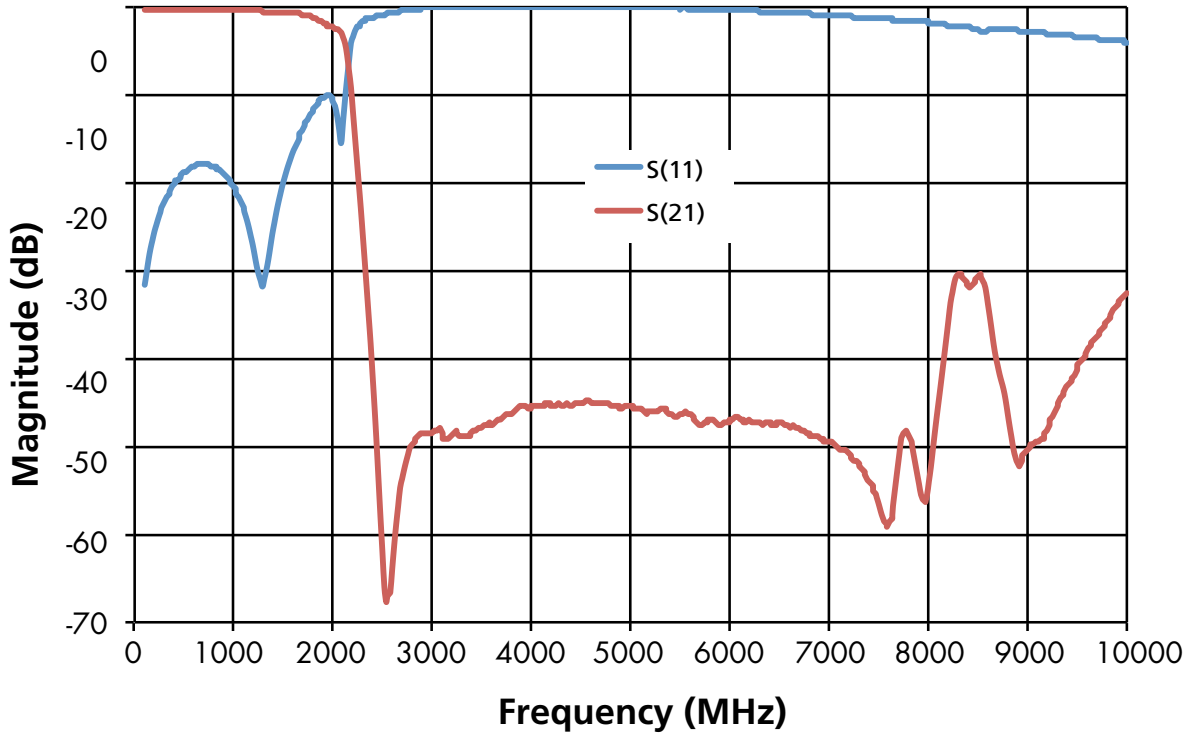
THE ENGINEERS' CHOICE®

www.atceramics.com

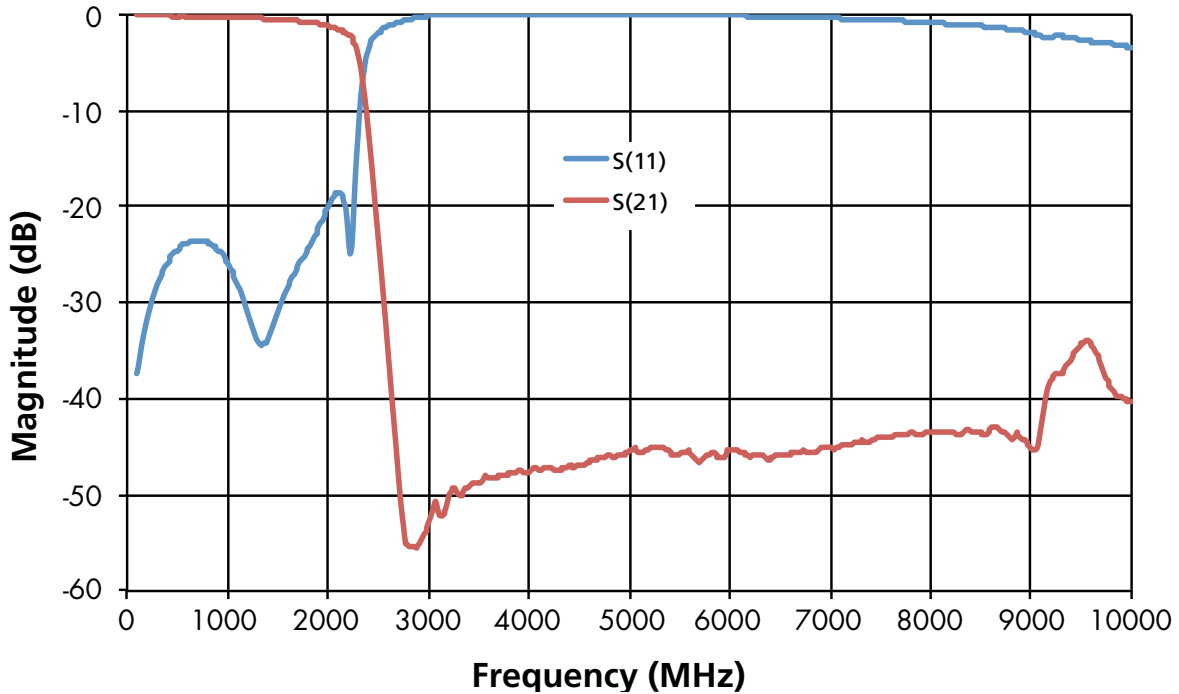


ISO 9001 REGISTERED COMPANY

ATC LPF2816HP1700LTT
Passband 0 to 1700 MHz



ATC LPF2816HP1800LTT
Passband 0 to 1800 MHz



AMERICAN TECHNICAL CERAMICS

ATC // AVX Thin Film Technologies

ATC North America

tfsales@atceramics.com

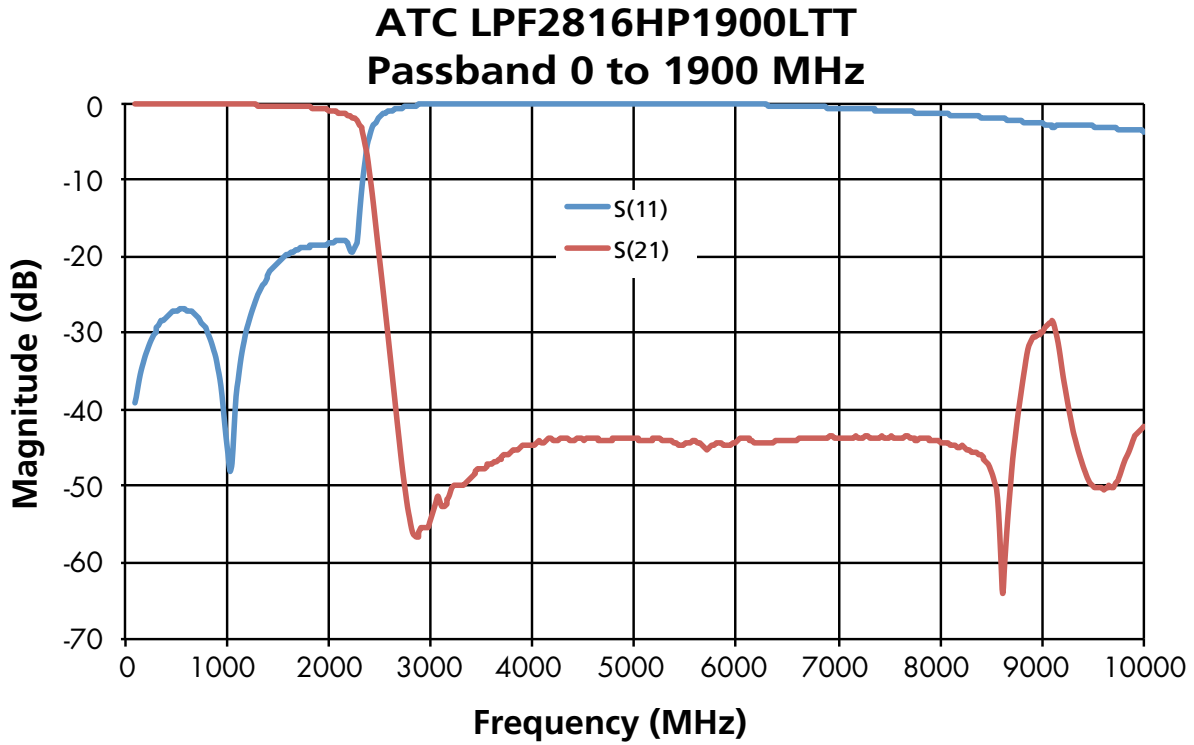
sales@atceramics.com



ISO 9001 REGISTERED COMPANY

THE ENGINEERS' CHOICE®

www.atceramics.com



Sales of ATC products are subject to the terms and conditions contained in American Technical Ceramics Corp. Terms and Conditions of Sale (ATC document #001-992). Copies of these terms and conditions will be provided upon request. They may also be viewed on ATC's website at www.atceramics.com/productfinder/default.asp. Click on the link for Terms and Conditions of Sale.

ATC has made every effort to have this information as accurate as possible. However, no responsibility is assumed by ATC for its use, nor for any infringements of rights of third parties which may result from its use. ATC reserves the right to revise the content or modify its product line without prior notice.

© 2016 American Technical Ceramics Corp. All Rights Reserved.

ATC # 001-1171, Rev. A, 317



AMERICAN TECHNICAL CERAMICS

ATC // AVX Thin Film Technologies

ATC North America

tfsales@atceramics.com

sales@atceramics.com

THE ENGINEERS' CHOICE®

www.atceramics.com

